



The Home Comfort PLAYBOOK!

START YOUR PERFECT SEASON



FALL into Comfort: Expert Tips for a Cozy Home

HVAC Acting Up? Easy things to inspect before calling for service

NJR Home Services (NJRHS) is here to keep you comfortable when your system isn't working. Before you call, there are a few things you can check that may get your system up and running again.



72°F

Set Thermostat & Check Batteries

Confirm your thermostat is on heat mode for the fall. Check your batteries to ensure they're not low on power.




Check Circuit Breakers

Verify none of the circuit breakers have tripped or are in the "off" position.




Close System Doors

Double-check that all doors to the filter or other parts of your furnace are fully closed for efficient operation.



Check Registers

Ensure output and return registers are open and free from obstacles like furniture or drapes to allow proper airflow.



Check the Emergency Switch

Make sure the emergency switch for your furnace is in the "on" position, as it may have been tampered with.



If you still need HVAC service, our team is here to help.

Call **877-466-3657** Visit **njrhomeservices.com**

Score Big with Clean Air

Tackle Indoor Air Quality for a Comfortable Home


A cozy home starts with a solid base, and improving indoor air quality is a true game changer. Just like in football, where every play counts, making small adjustments to your home environment can lead to a winning result. At NJRHS, we're here to help you achieve the best indoor air quality possible with these fun and simple tips:

1

Fumble-Proof Your Home with Greenery

Houseplants are natural air purifiers, absorbing toxins and releasing fresh oxygen. Add a few low-maintenance plants like snake plants or spider plants to your home for an easy air quality boost.

Pro Tip: Some plants are toxic to pets. Make sure to choose ones for your home that are safe for your furry family members.



2

Defend Against Moisture with Dehumidifiers

Use dehumidifiers in damp areas like basements and bathrooms to keep humidity levels in check. Ideal humidity levels in your home can help keep you and your family comfortable.

3

Intercept Dust with Regular Cleaning

Dust can be a sneaky opponent that you can intercept by dusting and vacuuming regularly. Focus on high-traffic areas and often-overlooked spots like ceiling fans and vents.

4

Score a TOUCHDOWN with Regular HVAC Maintenance

Change filters frequently to keep your system running efficiently. A clean filter can help increase energy efficiency, minimize breakdowns and extend the life of your equipment.



Stephen R.

Electrical QA Inspector

When it comes to NJRHS' electrical fantasy team, Steve's in our starting lineup. His focus is quality assurance. His passion is trouble shooting. And his recommendation to homeowners? Get an Interior Electrical Plan*. It provides peace of mind about who to call when you have a minor electrical problem like failed outlets, switches and breakers.

STATS

100%
COMMITTED
TO EXCELLENCE

20
YEARS
IN TRADE

5
YEARS
AT NJRHS

*Terms and conditions apply. Detailed terms and conditions are available at njrhomeservices/terms-conditions and by mail upon request.

MVE

Most Valuable Employee



Fall into

COMFORT

Test Your Heating System Now!

Your heating system is probably the last thing on your mind right now, but the cold weather is just around the corner. Test it now so you can ensure it's working properly when you need it most.

psst...



Pro Tip: Cover Your AC Unit in the Off Season

If your AC unit is in an area that is likely to collect leaves or debris, covering the top half of the unit with a piece of plywood can help prevent damage from snow or ice.



P.S. Make sure the cover is not airtight so moisture can evaporate.

Water Heater Fumble?

Your Game Winning Recovery Plan

Stay Calm Under Pressure: Quick Plays for Water Heater Breakdowns

The best athletes stay cool under pressure. The same goes true for homeowners, especially when your house throws a challenge your way. So imagine the scene: You go into the basement to get the winter coats out of storage and notice there's water all over the floor. Your water heater is leaking! Do you know what to do? Here are three essential steps to take to help minimize damage:

1

Turn Off Your Water Heater

First, find the cold-water supply valve, often located at the top of your water heater, and turn it off.

2

Contain the Leak

If you notice water pooling, don't panic! Place a bucket under the leak and use old towels or rags to soak up any escaped water.

3

Call NJRHS

If your water heater is over 8 years old, it's time to get an estimate from NJRHS. We offer multiple water heater options to fit your budget and comfort needs.

Did you know?

Tankless water heaters need yearly maintenance to perform their best and to maintain your warranty. Our Tankless Maintenance Plan* is the perfect solution!



*Terms and conditions apply. For more information, call 877-466-3657 or visit njrhomeservices.com/terms-conditions.





1415 Wyckoff Road • Wall, NJ 07719

877-466-3657

www.njrhomeservices.com

PRSRT STD
U.S. POSTAGE PAID
RED BANK, NJ
Permit No.856



Tackle Savings with NJRHS' Water Heaters!

GET
\$100* OFF
A NEW
WATER
HEATER!



*Terms and conditions apply. Offer expires November 15, 2024. Natural gas or electric residential water heaters only. Not valid on prior purchases. Cannot be combined with any other offer or discount.

5,000+ Reviews



With over **5,000 Google Reviews****,
you can feel confident knowing we have
many happy customers who are part of the
NJR Home Services family.

**Based on 5,081 Google reviews received as of August 30, 2024.

Don't Miss the Extra Points!
Visit Our **Special Offers Page** and Score Big
on Home Comfort Deals Today!



SERVICE PLAN PRICE UPDATE

At NJRHS, our goal is to give you excellent service at a fair price. Due to increased costs, beginning October 1, 2024, the price of our service plans will increase by approximately 3%. For up-to-date pricing information, visit njrhomeservices.com/all-plans-rates.

NJR Home Services is not the same company as New Jersey Natural Gas, the utility, and is not regulated by the New Jersey Board of Public Utilities. You do not have to buy products or services from NJR Home Services in order to continue receiving regulated services from New Jersey Natural Gas. NJ Home Improvement #13VH00361500. Electrical Contractor Bus. Permit #34EB01231200. All plumbing services will be subcontracted to NJR Plumbing Services, Inc., Edward B. Glashan, Licensed Master Plumber, Plumbing Lic. #36B100969200.